

# LIMA OVAL RESIN COUNTER TOP SINK COLORFUL WASH SINK CUPC CERTIFICATE PURE ACRYLIC SINK INSTALLATION INSTRUCTIONS



## PRIOR TO INSTALLATION

Please read installation instructions below. All plumbing should be installed in accordance with applicable building codes and regulations.

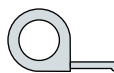
Unpack and inspect the items for any shipping damages. If you find damages, do not install.

All products must be installed by a professional and certified plumber otherwise warranty may be voided.

## POSSIBLE TOOLS REQUIRED\*



Plumbers Tape



Tape Measure



Level



Adjustable Wrench



Hex Wrench



Thread Sealant



Drill

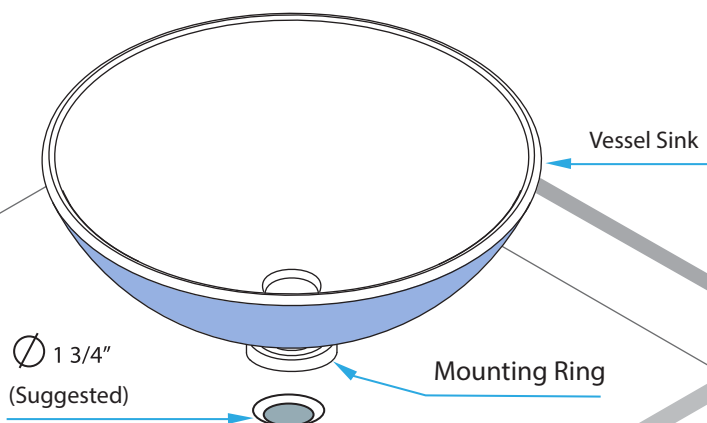


Pencil or Marker



Screwdriver

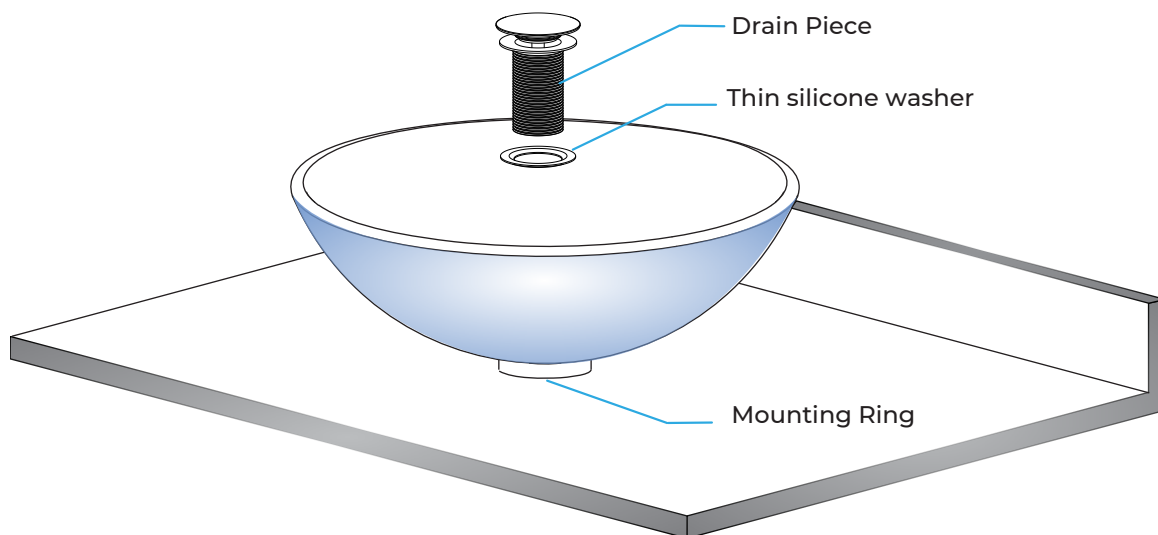
\*not included



Counter Top

## Installation Instructions

Prepare counter top by drilling a 1 3/4" diameter drain hole at the desired location. Place the vessel sink on the counter top as shown below.



**DO NOT OVER TIGHTEN THE DRAIN!**

