
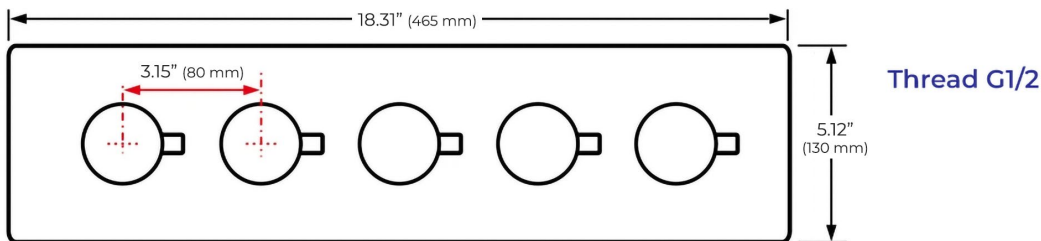
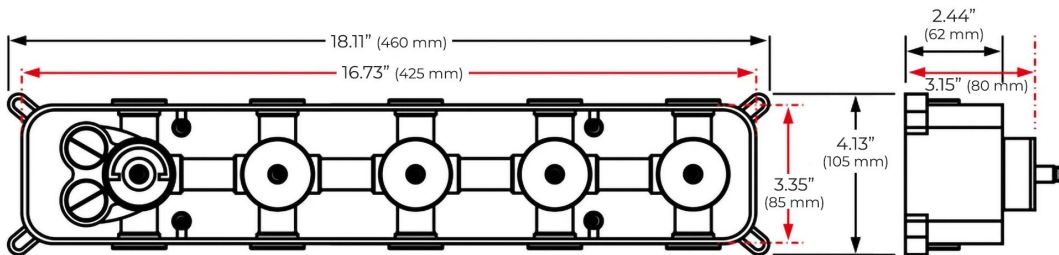



4 FUNCTIONS MATTE BLACK WALL MOUNT VERTICAL SHOWER MIXER SPECIFICATIONS



Feature: Cold and Hot
 Type: Fixed Support Type
 Surface Finishing: Brass
 Valve Core Material: Ceramic
 Number of Handles: Dual Handle
 Surface Treatment: Polished
 Material: Brass
 Temperature Control : Thermostatic
 Recommended Water Pressure : 0.5 bar
 Minimum Water Pressure : 0.5 bar
 Maximum Water Pressure : 5.0 bar



All Function can be used at the same time.



All dimensions and specifications are nominal and may vary. Use actual products for accuracy in critical situations.