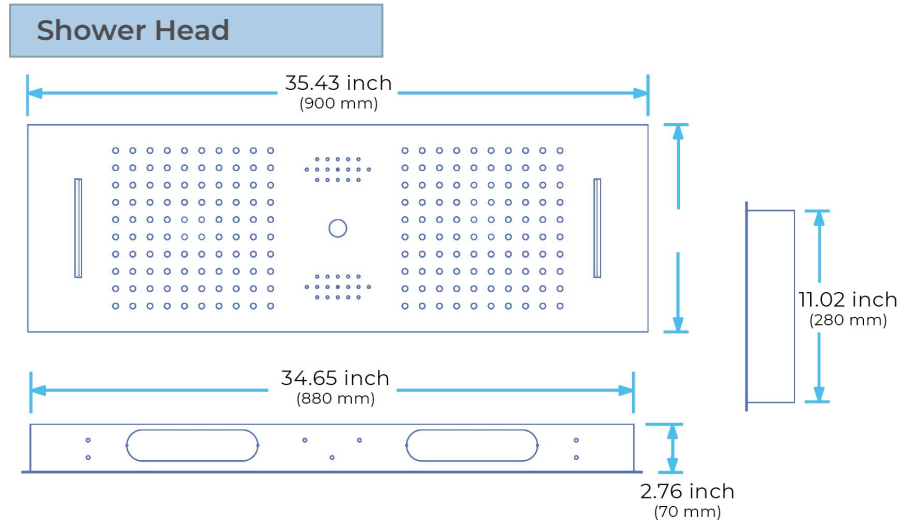

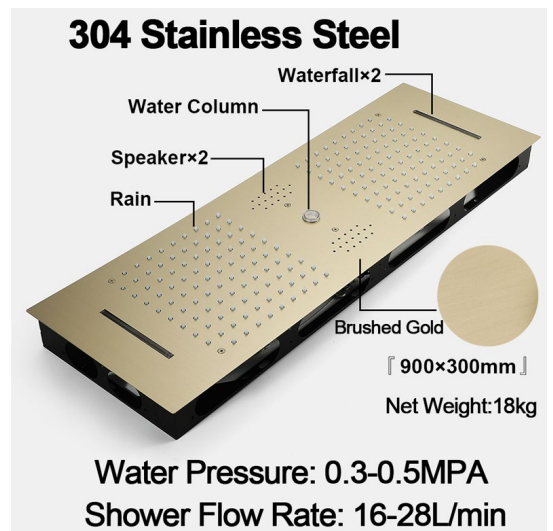


THERMOSTATIC TOUCH PANEL CONTROLLED RECESSED CEILING MOUNT LED WATERFALL RAINFALL SHOWER SYSTEM WITH HAND SHOWER AND SOUND SYSTEM SPECIFICATIONS




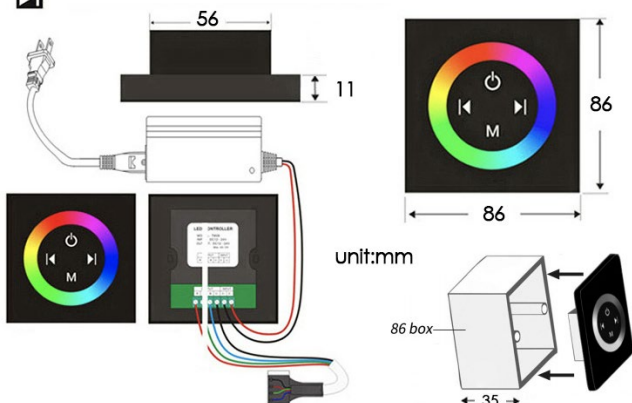
- Shower Panel /Hose Material: 304 Stainless Steel
- Shower Head Size: 900*300 mm
- Shower Mixer Material: Brass
- Concealed Mixer Size: 465*130 mm
- Showerheads Install: Embedded Ceiling Mounted
- Concealed Mixer Install: Wall-Mounted
- LED Shower Head Functions: Rainfall, Waterfall, Water Column
- Water Pressure: 0.3 MPA
- Water Flow: 16L/min~28L/min
- Hand Shower/ Shower holder Material: Brass
- Shower Accessories Material: Brass
- LED Light: Need to Connect Power
- LED Light Color: 64 Color
- Shower Hose Length: 1.5M
- AC: 100-265V 50/60Hz



Product shown is only for installation display purpose

Touch Panel Control

- Turn On/Off Control
- MANUAL MODE Total 64 colors
- Auto mode setting
- AUTO MODE Total 11 Auto mode
- Set the speed of color change, fast/slow

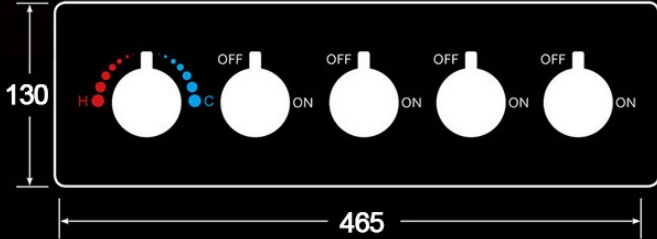


All dimensions and specifications are nominal and may vary. Use actual products for accuracy in critical situations.


Shower Mixer

All functions can be used at the same time.

Spin button change water flow size.




Thread have G 1/2" and NPT 1/2"



38°C
Thermostatic Control

Main body
Brass casting body



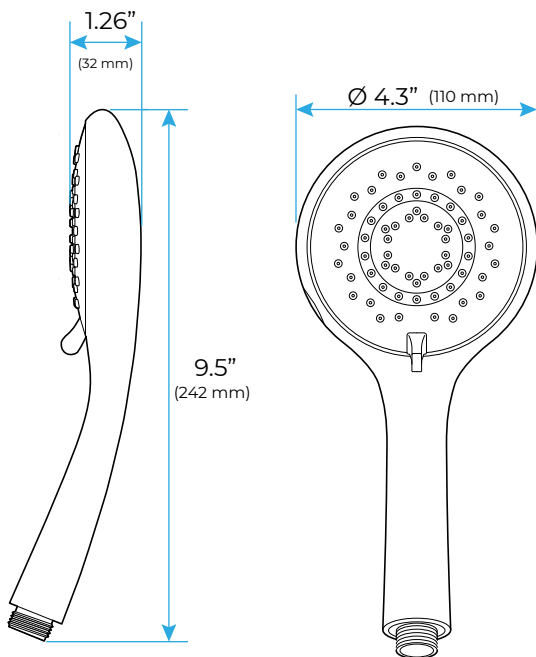
Brushed gold

Embedded Depth: 60mm



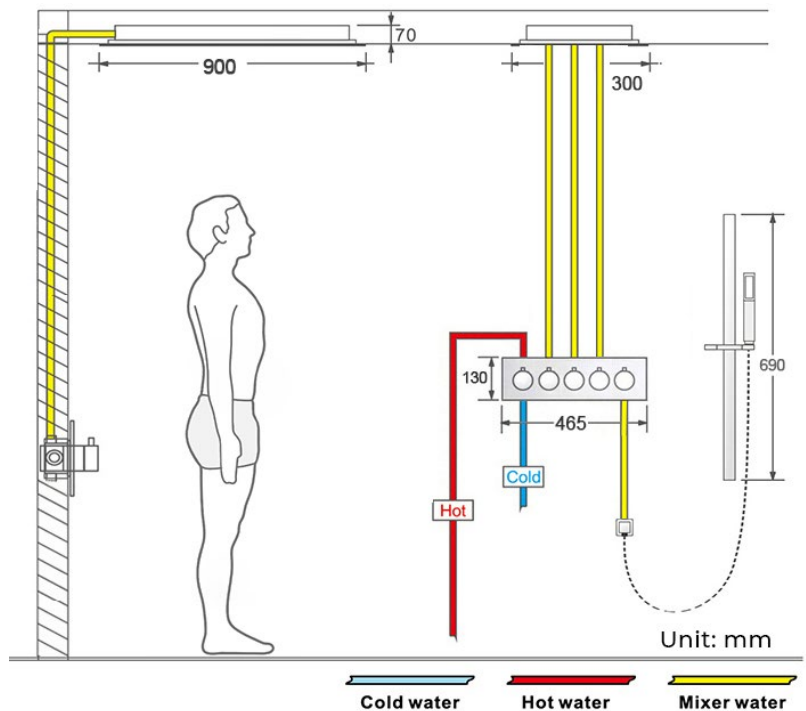
Product shown is only for installation display purpose

Hand Shower



Flow Rate: 2.0 GPM / 7.6 LPM

Shower Mixer Connections



Cold water Hot water Mixer water