

FONTANA SHINY POLISHED GOLD RECTANGLE FAUCET PLATE ESCUTCHEON INSTALLATION INSTRUCTIONS



PRIOR TO INSTALLATION

Please read installation instructions below. All plumbing should be installed in accordance with applicable building codes and regulations.

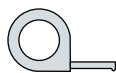
Unpack and inspect the items for any shipping damages. If you find damages, do not install.

All products must be installed by a professional and certified plumber otherwise warranty may be voided.

POSSIBLE TOOLS REQUIRED*



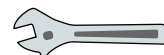
Plumbers Tape



Tape Measure



Level



Adjustable Wrench



Hex Wrench



Thread Sealant



Drill



Pencil or Marker



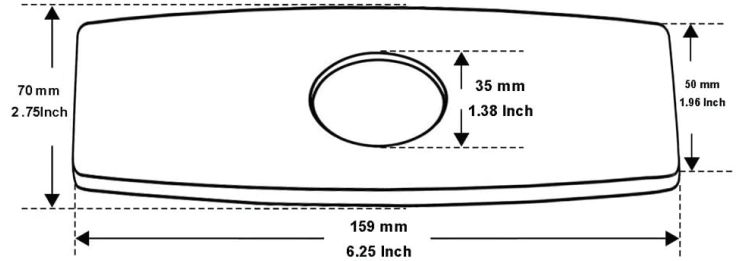
Screwdriver

*not included

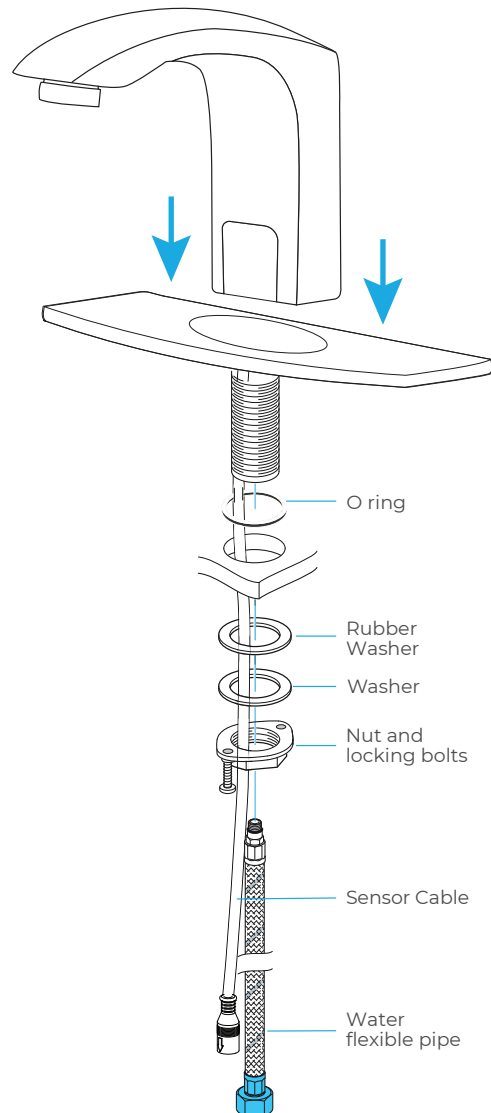
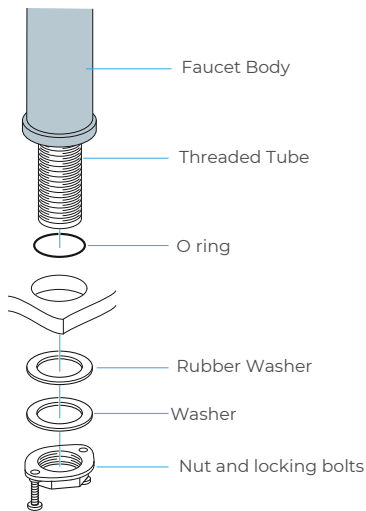
Technical Information

Faucet Type: Faucet Plate Escutcheon
 Material: Stainless Steel
 Faucet Style: Modern
 Finish: Shiny Polished Gold
 Installation Type: Deck Mount, 3-1 Hole Cover
 Surface Dimensions: 6.25" * 2.3" * 0.2"

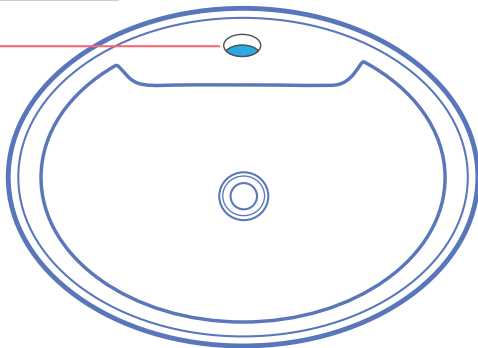
Size



Faucet Deck Mount Installation



Hole Size Chart

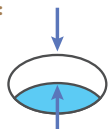


Pre-drilled hole size requirements:



Min: 1.26"/32mm - Max: 1.38"/35mm

Max counter top thickness without deck plate:



1.38"/35mm

All dimensions and specifications are nominal and may vary. Use actual products for accuracy in critical situations.