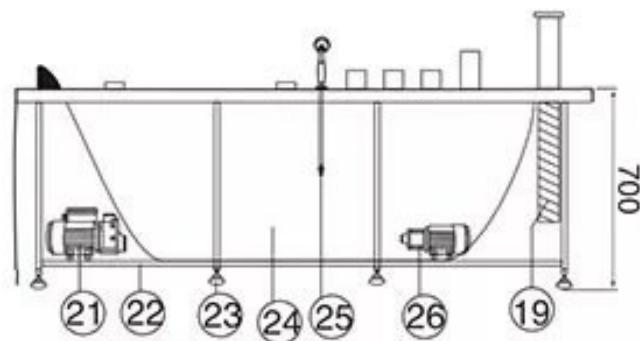
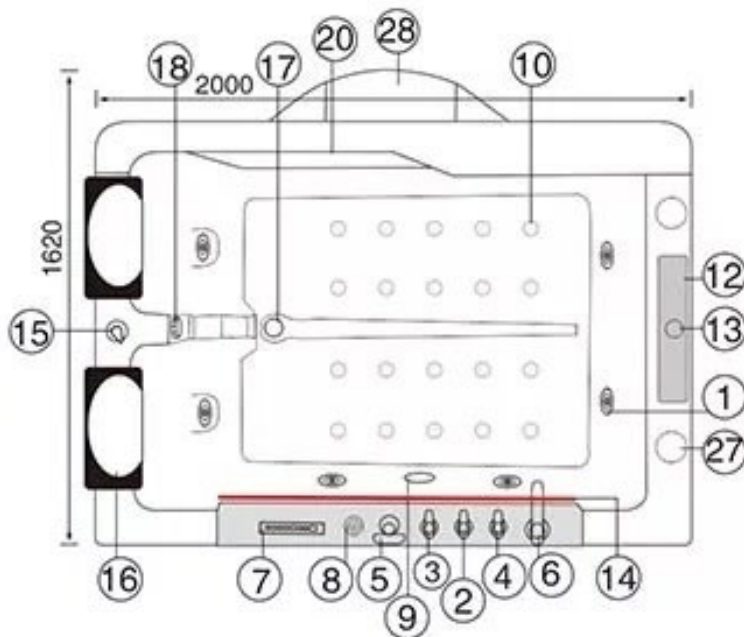
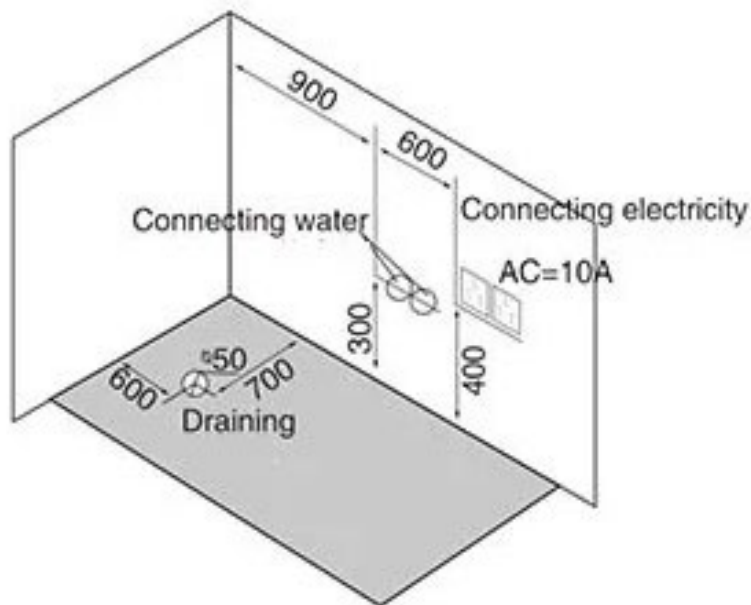


## COMPUTER CONTROL AIR BUBBLE /LED LIGHT/ AUTO LIFT WATERPROOF TV INDOOR WHIRLPOOL MASSAGE JETS BATHTUB SPECIFICATIONS



unit: mm



### Main devices

1. Massage Jet
2. Function Changer Switch
3. Cold Water Control
4. Hot Water Control
5. Multifunctional Shower Head
6. Waterfall -1
7. Computerized Control Panel
8. Air Switch
9. Water Suction Device
10. Bubble Bath With LED Multicolor Light
11. USB Flash Drive
12. LLCD TV
13. Lift Button
14. Waterfall -2
15. Water Force Adjustment Switch
16. Pillow
17. Drainer
18. Draining switch
19. TV Lift System
20. Decorative Tempered Glass
21. Water Pump
22. Stainless Steel Bracket
23. Adjusting Screw
24. Acrylic Bathtub
25. Shower Hoses
26. Air Pump
27. Speaker

**Power Rating Of Water Pump: 1HP**

**Compatible Electricity Standard: 110V/220V , 50Hz/60Hz**

**Size: 2000 x 1620 x 700 mm**

All dimensions and specifications are nominal and may vary. Use actual products for accuracy in critical situations.